



## TTPD-8642, TTPD-8644

### BANDPASS / BAND-REJECT DUPLEXERS



TTPD-8642



TTPD-8644

The Telewave TTPD-8642 and TTPD-8644 Base Station duplexers are designed for the 806-960 MHz frequency band. Bandpass / Band-Reject cavities utilize an exclusive Telewave coupling technique to provide a true bandpass response, while rejecting a specified frequency band.

Maximum transmitter-to-receiver protection is achieved across the full transmitter and receiver bands, with very low insertion loss.

The TTPD-8642 and TTPD-8644 are compact, rack mounted duplexers on a 5.25" x 19" panel, with a power rating of 650 watts. Heavy duty materials which include ¼-inch top and bottom plates add to the rugged design of these duplexers.

All connectors and tuners are silver-plated, and beryllium copper finger stock contactors assure long life, high "Q" performance, and mechanical stability.

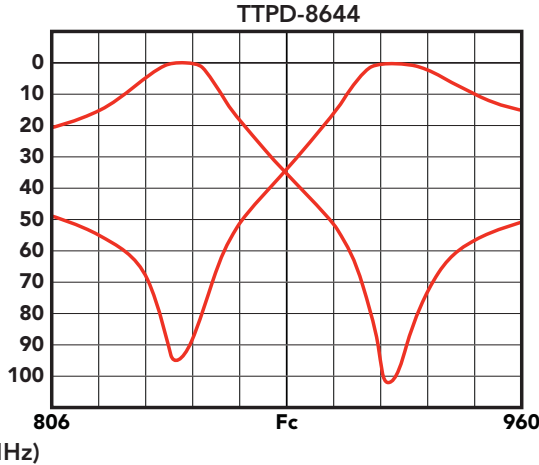
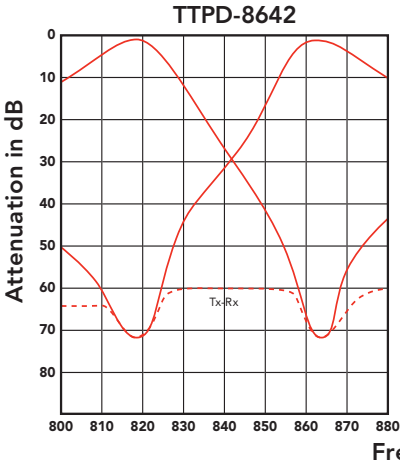
Solid copper semi-rigid cable and non-ferromagnetic materials virtually eliminate internal intermod generation

A threaded Invar tuning rod and temperature compensator provide frequency stability across the full temperature range. All cavity inputs are heavily grounded for greatest static and lightning protection.

All duplexers are tuned and tested with customer-specified frequencies prior to shipping. No further adjustments should

be required. The positive locking mechanism makes field-tuning simple if frequency changes are necessary.

# TTPD-8642, TTPD-8644



ELECTRICAL SPECIFICATIONS	TTPD-8642	TTPD-8644
Frequency range	806-960 MHz	
Frequency separation (min)	45 MHz	
Maximum input power	350 watts	650 watts
Insertion loss (TX/RX to ant., typ)	0.5 dB	0.5 dB
TX (high frequency)	0.5 dB max, 0.35 dB typ.	
RX (low frequency)	0.7 dB max, 0.5 dB typ.	
TX noise suppression at RX (min)	70 dB	85 dB
RX attenuation at TX (min)	70 dB	85 dB
TX-RX isolation at 45 MHz (min)	70 dB	85 dB
TX-to-RX attenuation (min)	75 dB	
VSWR (max)	1.5:1	
Impedance	50 ohms	
Temperature range	-30°C to +70°C	
Number of cavities	2	4
<b>MECHANICAL SPECIFICATIONS</b>		
Cavity diameter in. (cm)	4 (10)	
Dimensions (HWD) in. (cm)	5.25 x 19 x 8.5 (13 x 48 x 22)	
Mounting	19" Panel	
Connectors	N Female	
Finish	Acrylic enamel	
Net weight lb. (kg)	4 (1.8)	8.25 (3.7)
Shipping weight lb. (kg)	7 (3.2)	13 (5.9)