
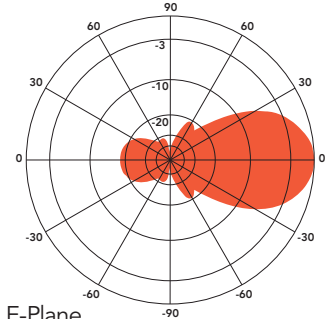
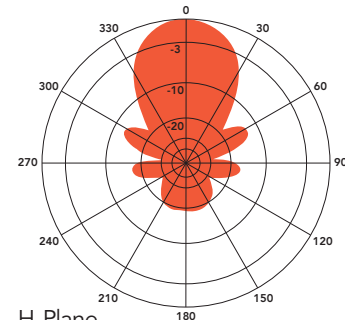


ANT1800Y10-WR

YAGI ANTENNA 10.2 dBd / 12.3 dBi



ANT1800Y10-WR at 1795 MHz


 E-Plane
Gain: 10.2 dBd

 H-Plane
Gain: 10.2 dBd

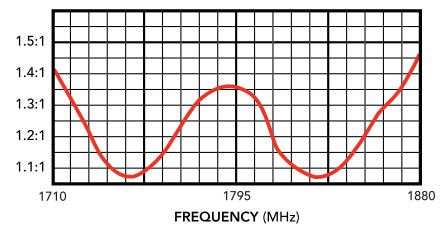
The Telewave ANT1800Y10-WR is a rugged, wideband, high-gain Yagi antenna, well suited for point to point as well as point to multipoint applications in any environment. This antenna also excels for handheld use with many types of portable wireless analyzers. The antenna uses eight solid brass elements, and produces 10 dBd forward gain with exceptional front-to-back performance. Construction and design are optimized to prevent RF intermodulation, and ensure precise pattern control.

Each antenna is completely protected with Telewave's high-tech Txylan™ coating, which protects the

antenna from corrosive gases, UV radiation, salt spray, acid rain and wind-blown abrasives. The feed line is sealed within the antenna boom, and an RF-transparent radome protects the driven element from corrosion or icing.

The ANT1800Y10-WR includes a standard clamp set that allows the installer to rotate the antenna for vertical or horizontal polarization. The clamp set secures the antenna to a vertical mast or tower support from 0.5" - 1.5" O.D. The universal mount option allows mounting to angled supports up to 3.5" O.D., and continuous tilt adjustment.

TYPICAL VSWR RESPONSE



SPECIFICATIONS			
Frequency (continuous)	1710-1880 MHz	Elements	8
Gain (typ)	10.2 dBd	Dimensions (L x H)	19 x 3 in.
Power rating (typ)	500 watts	Antenna weight	3 lb.
Impedance / VSWR	50 ohms / 1.5:1 (max)	Shipping weight	5 lb.
Front to back ratio (min)	20 dB	Wind rating / with 0.5" ice	165 / 150 MPH
Beamwidth V / H	42° / 44°	Exposed area (flat plate equiv.)	0.13 ft. ²
Pattern / Polarization	Directional / Variable	Lateral thrust at 100 MPH	5.3 lb.
Termination	N Female or 7-16 DIN (opt)	(40 psf - flat plate equiv.)	