

## TWPC-1405-1, 2, 3 BANDPASS CAVITIES



TWPC-1405-1



TWPC-1405-2



TWPC-1405-3

The Telewave TWPC-1405-1, 1405-2, and 1405-3 are 5" diameter, ¼-wavelength, high "Q" bandpass cavity filters with superior selectivity. Bandpass cavities reject all frequencies outside a narrow pass band. These cavities reduce transmitter sideband noise, and also protect receivers against desensitization.

TWPC-1405 cavities cover 118-148 MHz. All cavities are tuned to specified frequencies prior to shipping, and no further adjustments should be required. The positive locking mechanism allows for quick field retuning if frequency changes become necessary.

These cavities also feature calibrated adjustable coupling, and insertion loss can be easily set from 0.5 dB to 2 dB or more to improve selectivity. This allows cavity response to

be optimized for any operating environment. At densely populated sites, the 1405-2 or 1405-3 cavity filters provide greater selectivity with minimum insertion loss. Multiple cavities can also provide a wider passband when required. Mounting rails are provided for all multiple-cavity filters.

Excellent frequency stability is achieved by the use of a specially machined compensator and Invar rod. The pass frequency is temperature stable from -30°C to +70°C. Telewave Ground Loop technology places the center conductor of each coupling loop at DC ground potential for lightning protection and noise reduction.

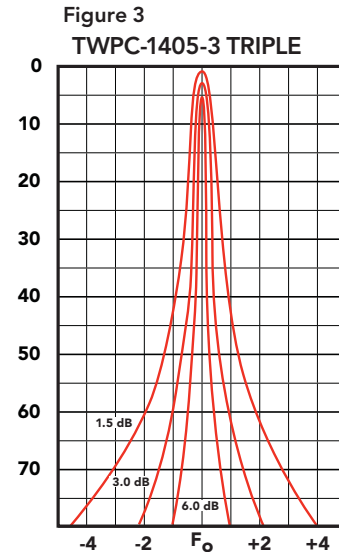
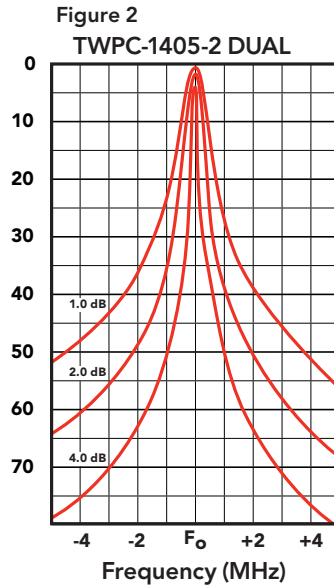
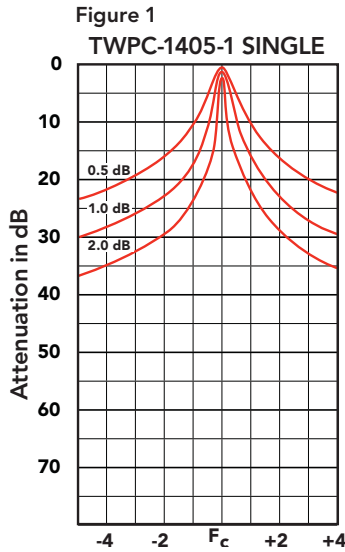
Heavy duty materials are used throughout each cavity to insure high performance and long life. Cavity top plates are machined

from ¼-inch aluminum, and are heliarc welded to the cavity body at the high current point for improved conductivity and strength. This allows Telewave cavities to handle up to 350 watts, depending on insertion loss.

Rigid foam inserts support the tuner assembly allowing vertical or horizontal mounting. Similar metals and alodined aluminum help prevent galvanic corrosion. Silver plated tuners and beryllium copper finger stock provide non-corrosive low loss contact, and ensure reliable, long-term performance.

# TWPC-1405-1, 2, 3

## TYPICAL SELECTIVITY CHARACTERISTICS



MODEL	TWPC-1405-1	TWPC-1405-2	TWPC-1405-3
Insertion loss (adjustable)	0.5 to 2.0 dB	1.0 to 4.0 dB	1.5 to 6.0 dB
Attenuation	See figure 1	See figure 2	See figure 3
Maximum dimensions with tuners extended in. (cm)	5 x 35 (13 x 89)	5.25 x 19 x 35 (13 x 48 x 89)	5.25 x 19 x 35 (13 x 48 x 89)
Net weight lb. (kg)	6 (2.7)	12.5 (5.7)	20 (9.1)
Shipping weight lb. (kg)	9 (4.1)	15.5 (7)	23 (10.4)
COMMON SPECIFICATIONS			
Tuning frequency range	118-148 MHz		
Nominal impedance	50 ohms		
VSWR at resonance (max)	1.5:1		
Input power (max) vs. insertion loss	0.5 dB - 350 watts, 1 dB - 250 watts, 2 dB - 150 watts		
Temperature range	-30°C to +70°C		
Cavity electrical length	1/4 wavelength		
Outer conductor, end plates	6061-T6 aluminum		
Inner conductor, coupling loops	Silver plated copper		
Tuning rod	Invar		
Contactors, fingerstock	Beryllium copper		
Cavity dimensions (Diam. x H) in. (cm)	5 x 30 (13 x 76)		
Connectors	N or UHF female (opt.)		
Finish	Gray acrylic enamel		

**NOTE:** When ordering be sure to specify exact frequency and model number.  
Contact the factory if additional information or assistance is required.