

ANT275D7-12

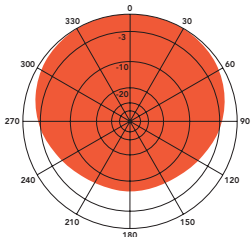
DIPOLE ARRAY 7 TO 12 dBd

The Telewave ANT275D7-12 is an 8-element dipole array antenna with a precision phasing harness for optimum performance. The horizontal pattern is field-adjustable, to accommodate any current or future coverage requirements. The high gain, wide bandwidth, and high efficiency of the ANT275D7-12 are ideal for many applications, including trunking, business, public safety, and amateur radio.

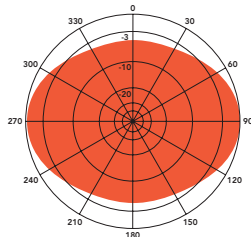
Each antenna consists of two arrays of 4 elements with a power divider in the center, which greatly reduces feedline losses. Each dipole element is constructed with 6061-T6 aluminum, and welded at the base for

maximum strength. Each antenna is also completely sealed with our high-tech Txytan™ coating, which resists water and ice buildup, and provides exceptional protection from corrosive gases, UV radiation, salt spray, acid rain and windblown abrasives. The phasing harness is fully sealed by Telewave's Millenium Seal™ technology.

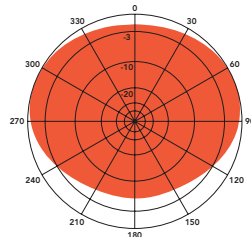
All components are at DC ground for lightning protection, and each element includes a heavy-duty custom clamp set for mounting to a 1.5"-2.5" diameter galvanized steel support pipe or tower leg.



H-Plane gain 12.2 dBd
1/4 wl. spacing from tower




H-Plane gain 11.8 dBd
1/2 wl. spacing from tower



H-Plane gain 12.7 dBd
3/8 wl. spacing from tower

| SPECIFICATION | | | |
|------------------------------|---|----------------------|----------------------|
| Frequency (continuous) | 230-330 MHz | Lightning protection | Lightning protection |
| Power rating (typ.) | 500 watts | Wind rating | 175 MPH |
| Impedance | 50 ohms | (with 0.5" ice) | 150 MPH |
| VSWR | 1.5:1 or less | | |
| Pattern | Adjustable: Offset circular, cardioid, or bidirectional | | |
| Termination | N-Female or 7-16 DIN (opt.) on power divider | | |
| Gain (dependent on pattern) | 7-12 dBd | | |
| Vertical beamwidth (3/8 wl.) | 8° | | |
| Dimensions (H x D) max | 272 x 25 in. (1/2 wl. spacing) | | |
| Weight (antenna + clamps) | 36 lb. | 75 lb. | |
| Maximum exposed area | 2.9 ft. ² | 4.8 ft. ² | |
| Lateral thrust at 100 MPH | | 208 lb. | |



ANT275D7 - 12
(Harness not shown)
Support mast is customer-supplied