
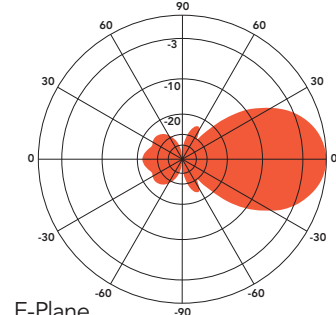


ANT440Y10-WR

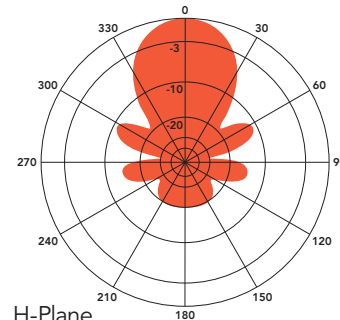
YAGI ANTENNA 10 dBd



ANT440Y10-WR at 440 MHz



E-Plane
Gain: 10.0 dBd



H-Plane
Gain: 10.0 dBd

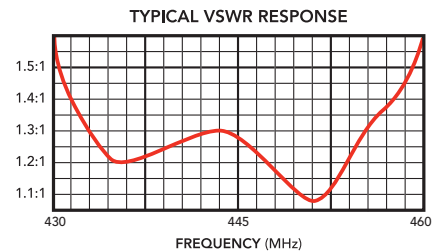
The Telewave ANT440Y10-WR is a high performance directional antenna, designed especially for point to point as well as point/multipoint applications. This antenna produces 10 dBd forward gain with an excellent front-to-back ratio. Solid aluminum elements with 360° welds prevent intermodulation and provide exceptional strength.

Each antenna is completely protected with our high-tech Txylan™ coating, which provides icing resistance and protection from corrosive gases, UV radiation, salt spray, acid rain and wind-blown sand. The feed line is protected within the boom, and the radiating element is completely sealed

against ice and other hazards with a tough, RF-transparent radome.

The ANT440Y10-WR includes a welded vertical plate and mast clamp set. A horizontal welded plate is optional, or the ANTM400H adapter can be used. The clamp set fits any vertical mast or tower support from 1.5"-3.5" O.D.

For installations on angled supports, the Universal mount option deletes the welded clamp, providing 3 separate planes of rotation and almost any required orientation. The "U" mount attaches to virtually all supports up to 3.5" in diameter, and can be adapted to flat surfaces and utility poles.



SPECIFICATIONS

Frequency (continuous)	438-455 MHz	Elements	7
Gain (typ)	10 dBd	Dimensions (L x H)	45 x 15 in.
Power rating (typ)	500 watts	Antenna weight	8 lb.
Impedance / VSWR	50 ohms / 1.5:1 (max)	Shipping weight	11 lb.
Front to back ratio (min)	20 dB	Wind rating / with 0.5" ice	150 / 125 MPH
Beamwidth V / H	49° / 47°	Exposed area (flat plate equiv.)	0.42 ft. ²
Pattern / Polarization	Directional / Vertical	Lateral thrust at 100 MPH	17 lb.
Termination	N Female or 7-16 DIN (opt)	(40 psf - flat plate equiv.)	