

## ANT350D, D3, D6-9 DIPOLE AND DIPOLE ARRAY 1 TO 9 dBd

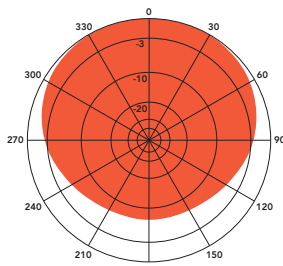
The Telewave ANT350D series consists of single, dual, and 4-element dipole array antennas with a precision phasing harness for optimum performance. The antenna horizontal pattern is field-adjustable, for any current or future coverage requirements. The wide bandwidth and high efficiency of these antennas make them ideal for many applications, including military communications, trunking, and business.

Each dipole element is constructed with 6061-T6 aluminum, and welded at the base for maximum strength. Each antenna is also completely sealed with our high-tech Txytan™ coating, which resists water and ice

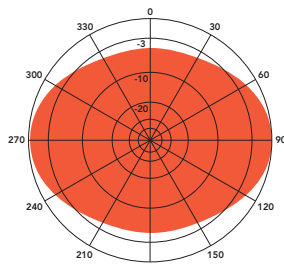
buildup, and provides exceptional protection from corrosive gases, UV radiation, salt spray, acid rain and windblown abrasives. The phasing harness is fully sealed by Telewave's Millenium Seal™ technology.

All components are at DC ground potential for lightning protection. Each dipole element includes a heavy-duty custom clamp set for mounting to a 1.5"-2.5" diameter galvanized steel support pipe or tower leg.

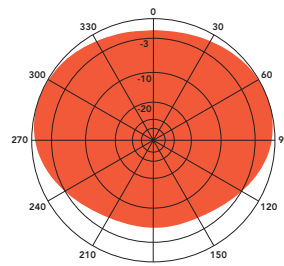
Up to 15 degrees of electrical uptilt or downtilt may be specified for D3 or D6-9 models. Desired tilt angle must be included on the order, and consultation with our antenna engineering staff is requested.




H-Plane gain 9.1 dBd  
1/4 wl. spacing from tower



H-Plane gain 9.1 dBd  
1/2 wl. spacing from tower



H-Plane gain 8.5 dBd  
3/8 wl. spacing from tower



ANT350D6-9  
(Harness not shown)  
Support mast is customer-supplied

### COMMON SPECIFICATIONS

<b>Frequency (continuous)</b>	300-360 MHz	<b>Lightning protection</b>	DC Ground
<b>Power rating (typ.)</b>	500 watts	<b>Wind rating</b>	175 MPH
<b>Impedance</b>	50 ohms	<b>(with 0.5" ice)</b>	150 MPH
<b>VSWR</b>	1.5:1 or less		
<b>Pattern</b>	Adjustable: Offset circular, cardioid, or bidirectional		
<b>Termination</b>	N-Male or 7-16 DIN (opt.) on harness feed cable		

MODEL SPECIFICATIONS	ANT350D	ANT350D3	ANT350D6-9
<b>Gain (dependent on pattern)</b>	1-2.5 dBd	3-6 dBd	6-9 dBd
<b>Vertical beamwidth (3/8 wl.)</b>	71°	34°	15°
<b>Dimensions (H x D) (max)</b>	17 x 17 in.	43 x 17 in.	89 x 17 in.
<b>Weight (antenna + clamps)</b>	6 lb.	13 lb.	18 lb.
<b>Maximum exposed area</b>	0.36 ft. <sup>2</sup>	0.78 ft. <sup>2</sup>	1.7 ft. <sup>2</sup>
<b>Lateral thrust at 100 MPH</b>	15 lb.	34 lb.	73 lb.
<b>Electrical uptilt / downtilt</b>	N/A	1-15°	1-15°