
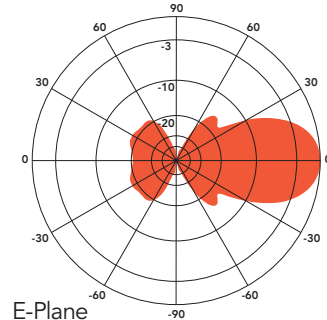
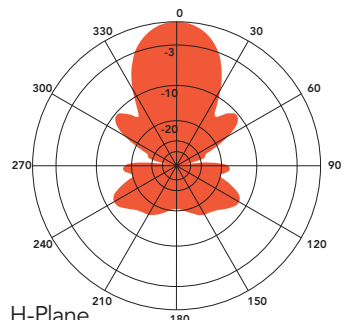


ANT2350Y12-WR

YAGI ANTENNA 12 dBd / 14.1 dBi



ANT2350Y12-WR at 2400 MHz

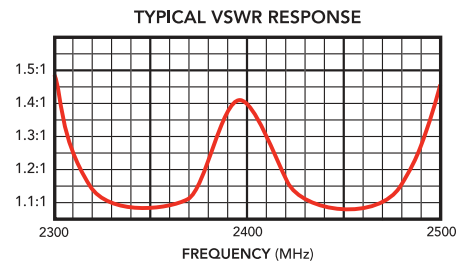

 E-Plane
Gain: 12.0 dBd

 H-Plane
Gain: 12.0 dBd

The Telewave ANT2350Y12-WR is a rugged, wideband, high gain Yagi antenna for the WiFi and amateur 13 cm bands, designed for handheld use with many types of portable wireless analyzers. This antenna can also be installed for fixed use in any environment. The antenna uses 12 solid brass elements, and produces 12 dBd forward gain with exceptional front-to-back performance. Construction and design are optimized to prevent RF intermodulation, and ensure precise pattern control.

Each antenna is completely protected with Telewave's high-tech Txylan™ coating, which seals

the antenna against corrosive gases, UV radiation, salt spray, acid rain and wind-blown sand. The feed line is sealed within the antenna boom, and an RF-transparent radome protects the driven element from corrosion or icing.

The ANT2350Y12-WR includes a small U-clamp and plates that allow the antenna to be mounted for vertical or horizontal polarization. The clamp set can be attached to any vertical mast or tower support between 0.5" - 1.125" O.D. The Universal mount option allows mounting to angled supports up to 3.5" O.D., and continuous tilt adjustment.



SPECIFICATIONS			
Frequency (continuous)	2300-2500 MHz	Elements	12
Gain (typ)	12 dBd	Dimensions (L x H)	18.5 x 3.25 in.
Power rating (typ)	500 watts	Antenna weight	1.5 lb.
Impedance / VSWR	50 ohms / 1.5:1 (max)	Shipping weight	4 lb.
Front to back ratio (min)	19 dB	Wind rating / with 0.5" ice	175 / 150 MPH
Beamwidth V / H	36° / 38°	Exposed area (flat plate equiv.)	0.1 ft. ²
Pattern / Polarization	Directional / Variable	Lateral thrust at 100 MPH	4.1 lb.
Termination	N Female or 7-16 DIN (opt)	(40 psf - flat plate equiv.)	