

ANT150D, D3, D6-9

DIPOLE AND DIPOLE ARRAY 1 TO 9 dBd

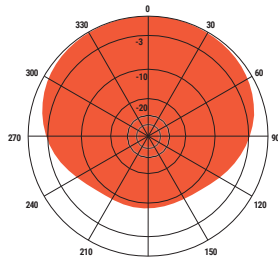
The Telewave.io ANT150D series consists of single, dual, and 4-element dipole array antennas with a precision phasing harness for optimum performance. The horizontal pattern is field-adjustable for any current or future coverage requirements. The wide bandwidth and high efficiency of these antennas make them ideal for applications including trunking, business, public safety, and amateur radio.

Each dipole element is constructed with 6061-T6 aluminum, and welded at the base for maximum strength. Each element is also completely sealed with our high-tech Txylan™ coating, which resists water and ice buildup, and provides exceptional protection

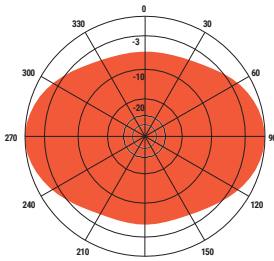
from corrosive gases, UV radiation, salt spray, acid rain and windblown abrasives. The phasing harness is fully sealed by Telewave.io's Millenium Seal™ technology.

All components are at DC ground potential for lightning protection. Each dipole element includes a heavy-duty custom clamp set for mounting to a 1.5"-2.5" diameter galvanized steel support pipe or tower leg.

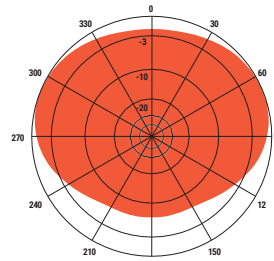
Up to 15 degrees of electrical uptilt or downtilt may be specified for D3 or D6-9 models. Desired tilt angle must be included with the order, and consultation with our antenna engineering staff is requested.



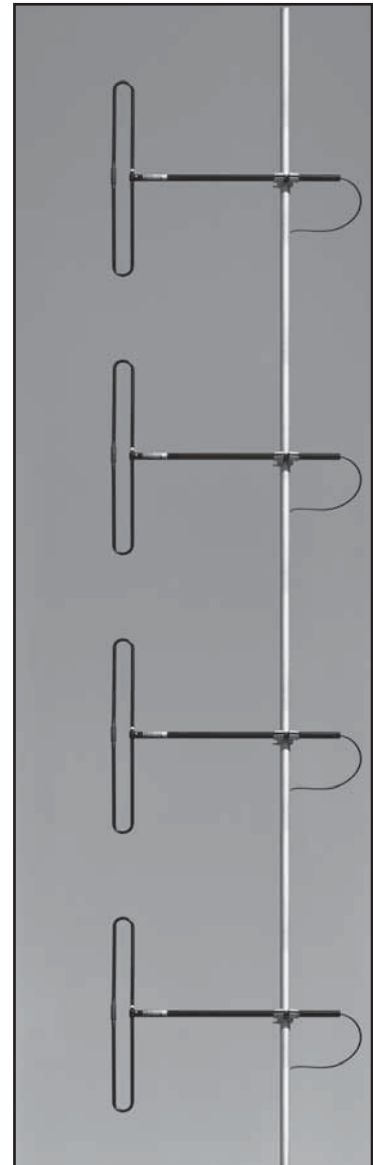
H-Plane: Gain 9.1 dBd
1/4 wl. spacing from tower



H-Plane: Gain 9.1 dBd
1/2 wl. spacing from tower



H-Plane: Gain 8.5 dBd
3/8 wl. spacing from tower



ANT150D6-9
(Harness not shown)
Support mast is customer-supplied

COMMON SPECIFICATIONS			
Frequency (continuous)	138-174 MHz	Lightning protection	DC Ground
Power rating (typ.)	500 watts	Wind rating	175 MPH
Impedance	50 ohms	(with 0.5" ice)	150 MPH
VSWR	1.5:1 or less		
Pattern	Adjustable: Offset circular, cardioid, or bidirectional		
Termination	N-Male or 7-16 DIN (opt.) on harness feed cable		
MODEL	ANT150D	ANT150D3	ANT150D6-9
Gain (dependent on pattern)	1-2.5 dBd	3-6 dBd	6-9 dBd
Vertical beamwidth (3/8 wl.)	78°	37°	18°
Dimensions (H x D) max	34 x 33 in.	89 x 33 in.	195 x 33 in.
Weight (antenna + clamps)	6 lb.	14 lb.	28 lb.
Maximum exposed area	0.73 ft. ²	1.6 ft. ²	3.3 ft. ²
Lateral thrust at 100 MPH	29 lbs	64 lbs	134 lbs
Electrical uptilt or downtilt	N/A	1-15°	1-15°