



TS-15xx, TS-22xx, TS-46/47xx SERIES

Telewave.io Crossband Couplers allow transmitters, receivers, and antennas in the 150, 220, 450, and 700/800 MHz bands to share a common feedline. A single coupler can be used to couple two radios to a multiband antenna, or a multiband radio to two antennas. Two couplers are used with two radios and two antennas.

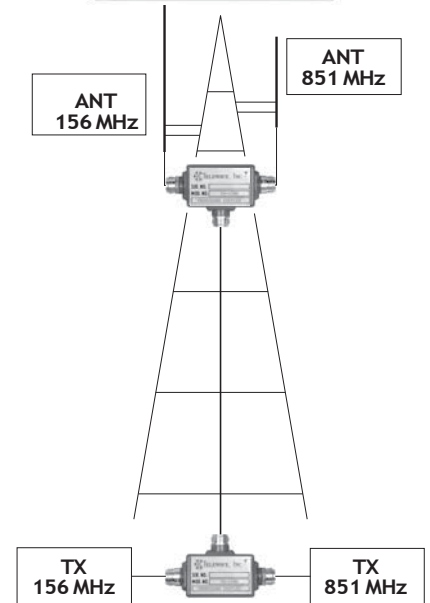
The ability to share a feedline between systems on different bands simplifies installation, while reducing cost and tower loading. No tuning is required for full band coverage, and each unit is completely weather-sealed for zero maintenance and long service.



TS-4680-DIN



MODEL	FREQUENCY RANGE	POWER
TS-1545	132-174 & 406-470 MHz	150 watts
TS-1546	132-174 & 450-512 MHz	150 watts
TS-1570	132-174 & 763-869 MHz	150 watts
TS-1580	132-174 & 806-902 MHz	150 watts
TS-1590	132-174 & 850-960 MHz	150 watts
TS-2246	219-225 & 406-512 MHz	150 watts
TS-1545H	132-174 & 406-470 MHz	400 watts
TS-1546H	132-174 & 450-512 MHz	400 watts
TS-1570H	132-174 & 763-869 MHz	400 watts
TS-1580H	132-174 & 806-902 MHz	400 watts
TS-1590H	132-174 & 850-960 MHz	400 watts
TS-2246H	219-225 & 406-512 MHz	400 watts
TS-4670	440-470 & 763-869 MHz	400 watts
TS-4680	440-470 & 806-870 MHz	400 watts
TS-4690	440-470 & 896-932 MHz	400 watts
TS-4770	470-512 & 763-869 MHz	400 watts
TS-4780	470-512 & 896-932 MHz	400 watts
TS-154676	150-174 / 450-470 / 763-869 MHz	400 watts



COMMON SPECIFICATIONS	TS-15XX	TS-22XX, TS-46/47XX
Impedance / VSWR (typ/max)	50 ohms / 1.3:1 / 1.5:1	
Isolation (min / typ.)	23 dB / 27 dB	25 dB / 30 dB
Insertion loss per pair (max)	0.2 dB	
Temperature range	-30°C to +60°C (-22°F to +140°F)	
Connectors	N Male or Female, 7-16 DIN M/F (opt.)	
Dimensions (HWL) in.	1.5 x 2.25 x 3.75	1 x 1.5 x 6.5
Weight lb.	0.5	1