

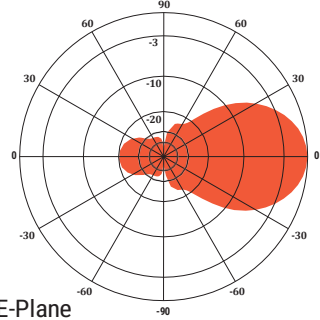
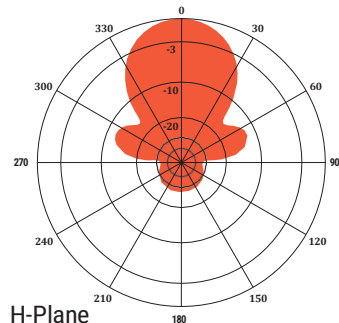
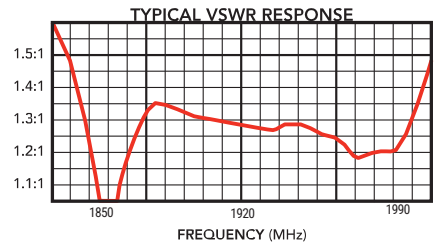
**ANT1920Y9-WR**  
**YAGI ANTENNA 9.3 dBd / 11.4 dBi**


The Telewave.io ANT1920Y9-WR is a rugged, wideband, high gain Yagi antenna for the broadband PCS bands, designed for handheld use with many types of portable wireless analyzers. This antenna can also be installed for fixed use in any environment. The antenna uses six solid brass elements, and produces 9.3 dBd forward gain with excellent front-to-back performance. Construction and design are optimized to prevent RF intermodulation, and ensure precise pattern control.

Each antenna is completely protected with Telewave.io's high-tech Txylan™ coating, which seals

the antenna against corrosive gases, UV radiation, salt spray, acid rain and wind-blown sand. The feed line is sealed within the antenna boom, and an RF-transparent radome protects the driven element from corrosion or icing.

The ANT1920Y9-WR includes a small U-clamp and plates that allow the antenna to be mounted for vertical or horizontal polarization. The clamp set can be attached to any vertical mast or tower support between 0.5-1.125" O.D. The Universal mount option allows mounting to angled supports up to 3.5" O.D., and continuous tilt adjustment.

**ANT1920Y9-WR at 1920 MHz**

**E-Plane**  
**Gain: 9.3 dBd**

**H-Plane**  
**Gain: 9.3 dBd**


| <b>SPECIFICATIONS</b>            |                            |   |                       |
|----------------------------------|----------------------------|---|-----------------------|
| <b>Frequency (continuous)</b>    | 1850-1990 MHz              | <b>Elements</b>                         | 6                     |
| <b>Gain (typ)</b>                | 9.3 dBd                    | <b>Dimensions (L x H)</b>               | 11.75 x 3.5 in.       |
| <b>Power rating (typ)</b>        | 500 watts                  | <b>Antenna weight</b>                   | 1 lb.                 |
| <b>Impedance / VSWR</b>          | 50 ohms / 1.5:1 (max)      | <b>Shipping weight</b>                  | 4 lb.                 |
| <b>Front to back ratio (min)</b> | 20 dB                      | <b>Wind rating / with 0.5" ice</b>      | 200 / 165 MPH         |
| <b>Beamwidth V / H</b>           | 46° / 56°                  | <b>Exposed area (flat plate equiv.)</b> | 0.14 ft. <sup>2</sup> |
| <b>Pattern / Polarization</b>    | Directional / Variable     | <b>Lateral thrust at 100 MPH</b>        | 5.6 lb.               |
| <b>Termination</b>               | N Female or 7-16 DIN (opt) | (40 psf - flat plate equiv.)            |                       |