

ANT500D, D3, D6-9

DIPOLE AND DIPOLE ARRAY 1 TO 9 dBd

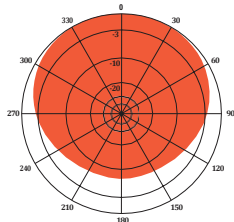
The Telewave.io ANT500D series consists of single, dual, and 4-element dipole array antennas with a precision phase, for any current or future coverage requirements. The wide bandwidth and high efficiency of these antennas make them ideal for many applications, including trunking, business, public safety, and government communication.

Each dipole element is constructed with 6061-T6 aluminum, and welded at the base for maximum strength. Each antenna is also completely sealed with our high-tech Txytan™ coating, which resists water and ice buildup, and provides exceptional protection from corrosive gases, UV radiation, salt spray,

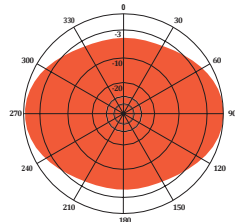
acid rain and windblown abrasives. The phasing harness is fully sealed by Telewave.io's Millenium Seal™ technology.

All components are at DC ground potential for lightning protection. Each dipole element includes a heavy-duty custom clamp set for mounting to a 1.5"-2.5" diameter galvanized steel support pipe or tower leg.

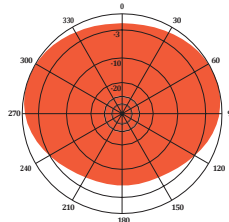
Up to 15 degrees of electrical uptilt or downtilt may be specified for D3 or D6-9 models. Desired tilt angle must be included on the order, and consultation with our antenna engineering staff is requested.




H-Plane gain 9.1dBd
1/4 wl. spacing from tower



H-Plane gain 9.1dBd
1/2 wl. spacing from tower



H-Plane gain 8.5dBd
3/8 wl. spacing from tower



ANT500D6 - 9
(Harness not shown)
Support mast is customer-supplied

COMMON SPECIFICATIONS

Frequency (continuous)	470-550 MHz	Lightning protection	DC Ground
Power rating (typ.)	500 watts	Wind rating	175 MPH
Impedance	50 ohms	(with 0.5" ice)	150 MPH
VSWR	1.5:1 or less		
Pattern	Adjustable: Offset circular, cardioid, or bidirectional		
Termination	N-Male or 7-16 DIN (opt.) on harness feed cable		

MODEL SPECIFICATIONS	ANT500D	ANT500D3	ANT500D6-9
Gain (dependent on pattern)	1-2.5 dBd	3-6 dBd	6-9 dBd
Vertical beamwidth (3/8 wl.)	78°	33°	18°
Dimensions (H x D) max	13 x 11 in.	31 x 11 in.	65 x 11 in.
Weight (antenna + clamps)	7 lb.	14 lb.	28 lb.
Maximum exposed area	0.26 ft. ²	0.56 ft. ²	1.2 ft. ²
Lateral thrust at 100 MPH	10 lb.	22 lb.	50 lb.