

## ANT 550D, D3, D6-9

### DIPOLE AND DIPOLE ARRAY 1 TO 9 dBd

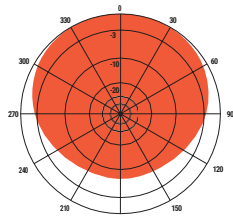
The Telewave.io ANT550D series consists of single, dual, and 4-element dipole array antennas with a precision phasing harness, for any current or future coverage requirements. The wide bandwidth and high efficiency of these antennas make them ideal for many applications, including trunking, business, public safety, and government communication.

Each dipole element is constructed with 6061-T6 aluminum, and welded at the base for maximum strength. Each antenna is also completely sealed with our high-tech Tylan™ coating, which resists water and ice buildup, and provides exceptional protection from corrosive

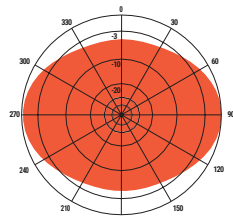
gases, UV radiation, salt spray, acid rain and windblown abrasives. The phasing harness is fully sealed by Telewave.io's Millennium Seal™ technology.

All components are at DC ground potential for lightning protection. Each dipole element includes a heavy-duty custom clamp set for mounting to a 1.5"-2.5" diameter galvanized steel support pipe or tower leg.

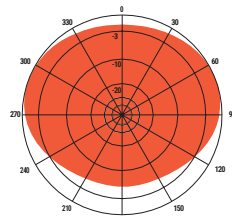
Up to 15 degrees of electrical uptilt or downtilt may be specified for D3 or D6-9 models. Desired tilt angle must be included on the order, and consultation with our antenna engineering staff is requested.




H-Plane gain 9.1 dBd  
1/4 wl. spacing from tower



H-Plane gain 9.1 dBd  
1/2 wl. spacing from tower



H-Plane gain 8.5 dBd  
3/8 wl. spacing from tower



ANT550D6 - 9  
(Harness not shown)  
Support mast is customer-supplied

#### COMMON SPECIFICATIONS

|                               |   |                             |           |
|-------------------------------|---|-----------------------------|-----------|
| <b>Frequency (continuous)</b> | 500-600 MHz   | <b>Lightning protection</b> | DC Ground |
| <b>Power rating (typ.)</b>    | 500 watts   | <b>Wind rating</b>          | 175 MPH   |
| <b>Impedance</b>              | 50 ohms   | <b>(with 0.5" ice)</b>      | 150 MPH   |
| <b>VSWR</b>                   | 1.5:1 or less   |                             |           |
| <b>Pattern</b>                | Adjustable: Offset circular, cardioid, or bidirectional |                             |           |
| <b>Termination</b>            | N-Male or 7-16 DIN (opt.) on harness feed cable         |                             |           |

#### MODEL SPECIFICATIONS

|   | ANT550D              | ANT550D3             | ANT550D6-9           |
|---|----------------------|----------------------|----------------------|
| <b>Gain (dependent on pattern)</b>      | 1-2.5 dBd            | 3-6 dBd              | 6-9 dBd              |
| <b>Vertical beamwidth (3/8 wl.)</b>     | 78°                  | 33°                  | 18°                  |
| <b>Dimensions (H x D) max</b>           | 12 x 11 in.          | 29 x 11 in.          | 60 x 11 in.          |
| <b>Weight (antenna + clamps) 36 lb.</b> | 7 lb.                | 14 lb.               | 20 lb.               |
| <b>Maximum exposed area</b>             | 0.21ft. <sup>2</sup> | 0.42ft. <sup>2</sup> | 0.84ft. <sup>2</sup> |
| <b>Lateral thrust at 100 MPH</b>        | 8 lb.                | 16 lb.               | 33 lb.               |