

TPRD-3544, 3844 **PASS / REJECT DUPLEXER**


Telewave.io TPRD-3544/3844 Base Station duplexers for 300-430 MHz provide high performance with an innovative design. These duplexers use two TPRC-3504 Pass / Reject cavities in the transmitter and receiver path, providing maximum TX to RX protection in the most severe RF environments.

The design of these duplexers provides a bandpass characteristic with minimum insertion loss, while also providing maximum TX to RX protection. Adjustable coupling optimizes the required attenuation for ideal RX performance. All cavity inputs are electrically shorted to ground for maximum static and noise protection.

RG-214 Mil-Spec cable is used for all interconnections to ensure long life, and lowest insertion loss with maximum power handling capability. Heavy-duty materials are used in construction of these duplexers, including silver-plated tuners and beryllium copper fingerstock contactors, assuring high "Q" performance with no problems due to dissimilar metals. Tuning is simple and remains stable from -30°C to +70°C, thanks to the threaded Invar rod.

All duplexers are tuned and tested with customer-specified frequencies prior to shipping. No further adjustments should be required.

The positive locking mechanism allows for simple field tuning if frequency changes are required.

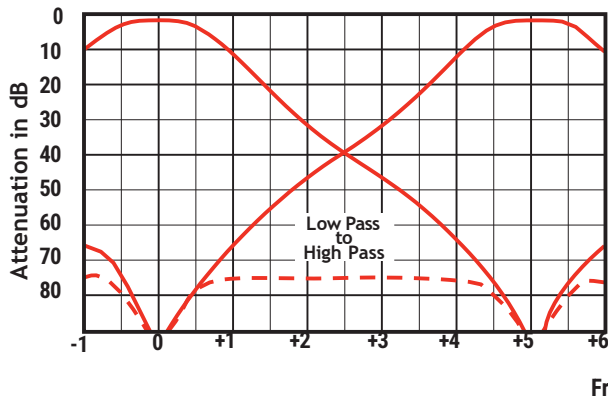


Telewave.io UHF duplexers mount on a 19" standard rack, with panel height of 5.25". Power handling is 250 watts. Receiver desense protection is at least 90 dB, and TX sideband suppression is at least 75 dB.

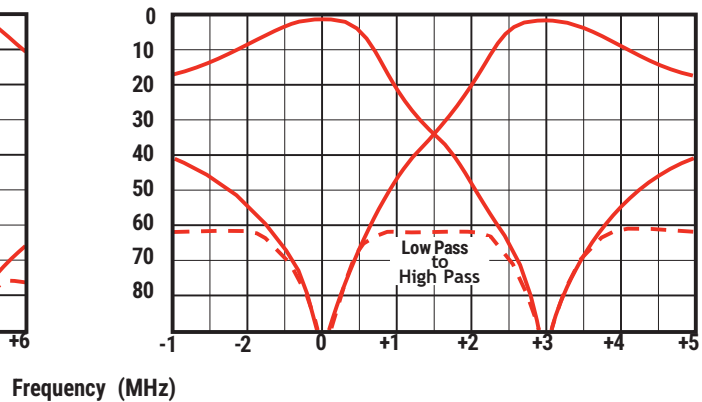
With TX to RX spacing of 3 MHz or more, these duplexers can also combine two transmitters into one antenna, or feed two receivers. For spacing less than 3 MHz, please contact Telewave.io for assistance.

TPRD-3544, 3844

TPRD-3544 RESPONSE AT 5 MHz SEPARATION



TPRD-3544 RESPONSE AT 3 MHz SEPARATION



SPECIFICATIONS	TPRD-3544	TPRD-3844
Frequency range	300-400 MHz	370-430 MHz
TX / RX separation (min)	3 MHz	3 MHz
ELECTRICAL SPECIFICATIONS		
Maximum input power	250 watts	
Insertion loss (TX & RX to Antenna)	1.0 dB	
TX noise suppression at RX frequency	90 dB	
RX attenuation at TX frequency	90 dB	
Isolation TX to RX (min)	5 MHz separation	75 dB
	3 MHz separation	60 dB
VSWR (max)	1.5:1	
Temperature range	-30°C to +70°C	
MECHANICAL SPECIFICATIONS		
Number of cavities	(4) - 4" Dia. x 8" L	
Dimensions (HWD) in. (cm)	5.25 x 19 x 12 (13.3 x 48 x 30.5)	
Mounting	19" Panel	
Connector termination	N Female	
Finish	Gray acrylic enamel	
Net weight lb. (kg)	10 (4.5)	
Shipping weight lb. (kg)	15 (6.8)	

NOTE: Exact transmitter and receiver frequencies must be specified when ordering.